



Phase 2, multicenter, open-label basket trial of *nab*-sirolimus for patients with malignant solid tumors harboring pathogenic inactivating alterations in *TSC1* or *TSC2* genes (PRECISION I)

Jordi Rodon, MD, PhD¹; Michael J Demeure, MD²; Dustin Deming, MD³; Noah Federman, MD⁴; Meredith A McKean, MD⁵; Elizabeth K Lee, MD⁶; Alexander Spira, MD, PhD⁷; David J Kwiatkowski, MD, PhD⁸; Maen Hussein, MD⁹; Erlinda Maria Gordon, MD¹⁰; David Crockett, MD¹¹; Kristen Ganjoo, MD¹²; Brian Schulte, MD¹³; Lee Cranmer, MD, PhD¹⁴; Anita N Schmid, PhD¹⁵; Willis H Navarro, MD¹⁵; Loretta M Itri, MD¹⁵; Gopa Iyer, MD¹⁶

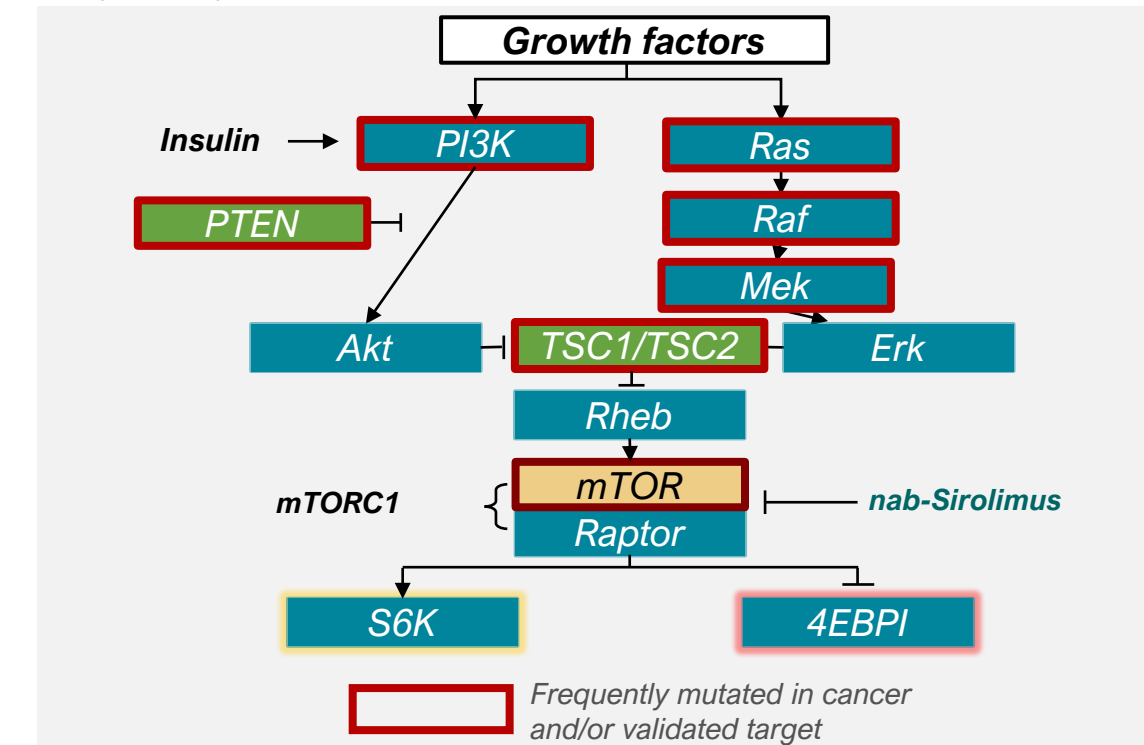
¹MD Anderson Cancer Center, Houston, TX; ²Hoag Memorial Hospital Presbyterian, Newport Beach, CA; ³University of Wisconsin, Madison, WI; ⁴University of California, Los Angeles, CA; ⁵Sarah Cannon and HCA Research Institute, Nashville, TN; ⁶Dana-Farber Cancer Institute, Boston, MA; ⁷Virginia Cancer Specialists, Fairfax, VA; ⁸Brigham and Women's Hospital, Boston, MA; ⁹Florida Cancer Specialists North Division, St. Petersburg, FL; ¹⁰Sarcoma Oncology Research Center, Santa Monica, CA; ¹¹Nebraska Cancer Specialists, Omaha, NE; ¹²Stanford Cancer Center, Stanford, CA; ¹³UCSF Helen Diller Family Comprehensive Cancer Center, San Francisco, CA; ¹⁴Fred Hutchinson – University of Washington Cancer Consortium, Seattle, WA; ¹⁵Aadi Bioscience, Inc., Pacific Palisades, CA; ¹⁶Memorial Sloan Kettering Cancer Center, New York, NY



INTRODUCTION

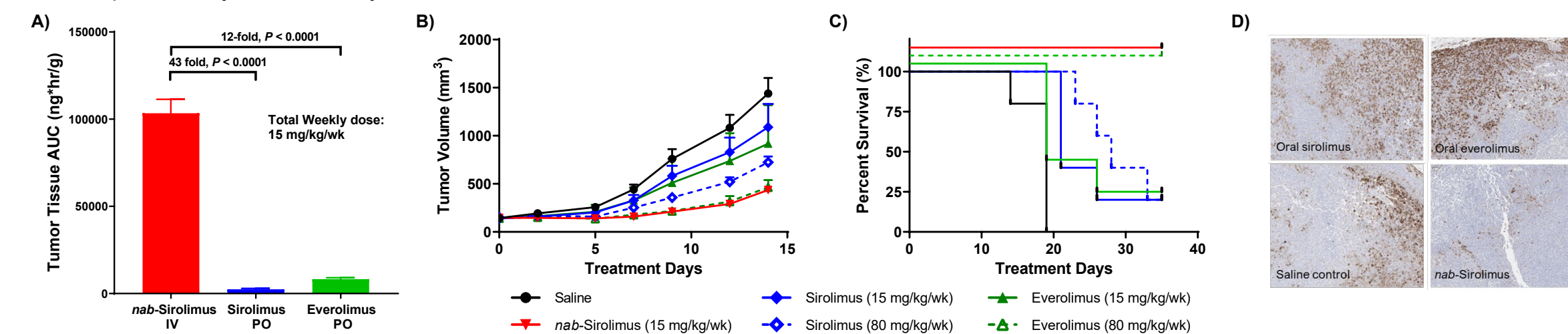
- Tuberous sclerosis complex subunit 1 or 2 (*TSC1/TSC2*) are critical negative regulators of mechanistic target of rapamycin (mTOR) complex 1 activation¹

- Inactivating alterations in *TSC1* and/or *TSC2* have been observed in several types of cancer, but there are currently no approved treatment options for these patients



4EBP1, eukaryotic translation initiation factor 4E-binding protein; Akt, protein kinase B; Erk, extracellular signal-regulated kinase; Mek, mitogen-activated protein kinase kinase; mTOR, mechanistic target of rapamycin; mTORC1, mTOR complex 1; *nab*, nanoparticle albumin-bound; PI3K, phosphatidylinositol 3-kinase; PTEN, phosphatase and tensin homolog; Raf, rapidly accelerated fibrosarcoma; Raptor, regulatory-associated protein of mTOR; Ras, rat sarcoma virus homolog; Rheb, Ras homolog enriched in brain; S6K, ribosomal S6 kinase; *TSC1/TSC2*, tuberous sclerosis complex subunit 1 or 2.

- The utility of mTOR inhibitors, such as sirolimus as pan-cancer agents, may be restricted by low bioavailability and dose-limiting toxicity^{2,3}
- To improve the pharmacologic properties of sirolimus, (*nab*)-sirolimus, a nanoparticle form of human albumin-bound sirolimus, was developed for intravenous (IV) use
- In preclinical animal models, *nab*-sirolimus demonstrated significantly **A**) higher intratumor drug concentrations, **B**) greater tumor growth inhibition, **C**) improved survival, and **D**) greater inhibition of the downstream marker of mTOR activity ribosomal protein S6 (pS6) relative to equal weekly and clinically relevant doses of sirolimus and everolimus

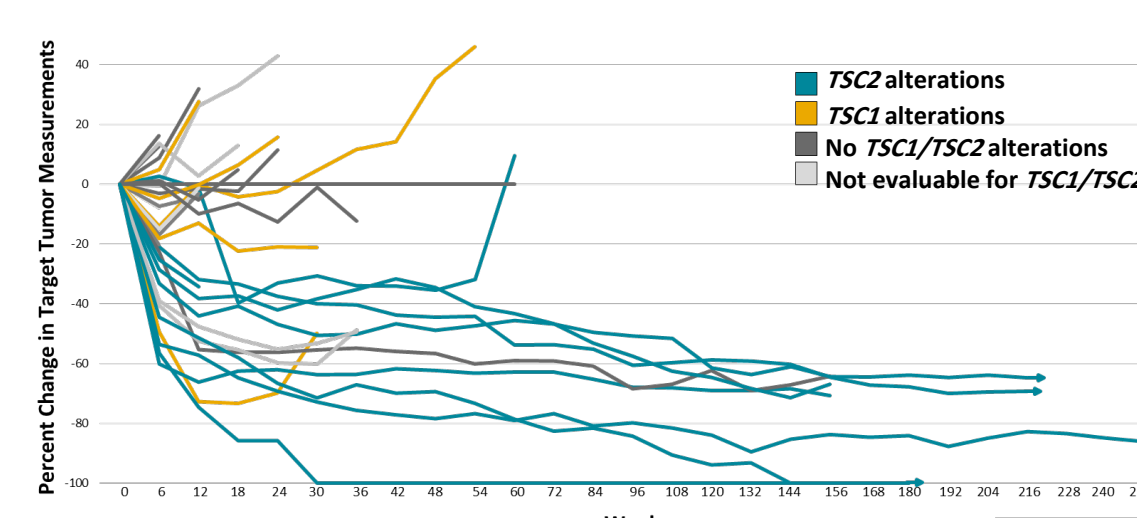


AUC, area under the curve; IV, intravenous; PO, per os (orally); *nab*, nanoparticle albumin-bound; pS6, ribosomal protein S6.

- nab*-Sirolimus is approved in the US for the treatment of adult patients with locally advanced, unresectable or metastatic malignant perivascular epithelioid cell tumor (PEComa)⁴ based on clinical efficacy and safety results from the AMPECT trial (NCT02494570)⁵

- An exploratory biomarker analysis from AMPECT demonstrated that known inactivating alterations in *TSC1/TSC2* were associated with response to *nab*-sirolimus in PEComa, suggesting *nab*-sirolimus might be beneficial for patients with other solid tumors harboring *TSC1/TSC2* alterations (right)⁵
 - Most treatment-emergent adverse events (TEAEs) were grade 1/2 and were manageable for long-term treatment; no grade ≥4 treatment-related TEAEs were observed

- The phase 2 PRECISION I trial was initiated to evaluate the potential of mTOR inhibition with *nab*-sirolimus for the treatment of patients with solid tumors harboring *TSC1*- or *TSC2*-inactivating alterations



Reprinted, with permission from Wolters Kluwer Health, Inc., from Wagner AJ, et al. *J Clin Oncol.* 2021;39(33):3660–70. *TSC1/TSC2*, tuberous sclerosis complex subunit 1 or 2.

STUDY DESIGN

- PRECISION I (NCT05103358) is a prospective, phase 2, open-label, multi-institution basket trial to determine the efficacy and safety profile of *nab*-sirolimus in patients with malignant solid tumors with pathogenic inactivating alterations in *TSC1* (Arm A) or *TSC2* (Arm B)
 - Partnerships with next-generation sequencing companies (Foundation Medicine, Tempus, and Caris) will help to identify eligible patients

Key Inclusion Criteria

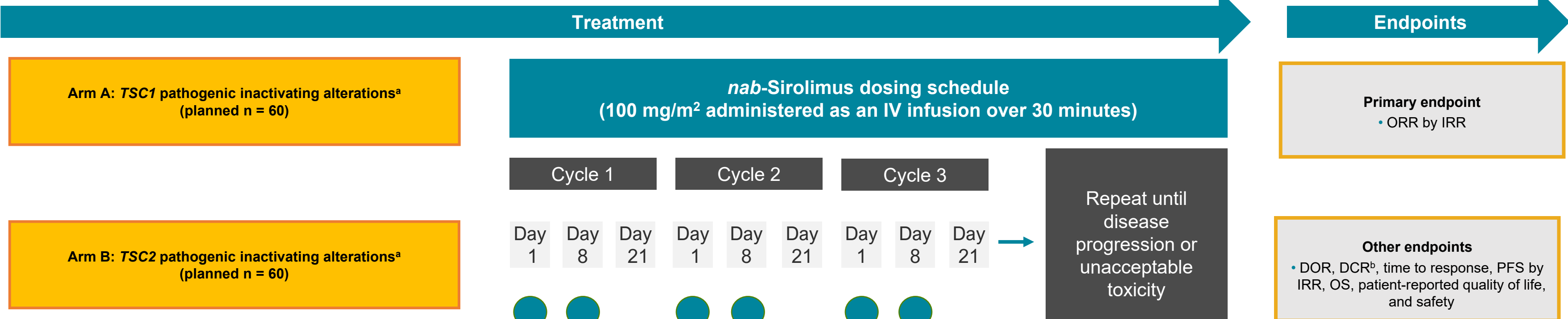
- ≥12 years of age
- Metastatic or locally advanced malignant solid tumor with a pathogenic inactivating *TSC1* or *TSC2* alteration
- Received all standard therapies appropriate for their tumor type and stage of disease
- ECOG performance status of 0 or 1, KPS ≥80, or Lansky play-performance scale for pediatric patients ≥80
- ≥1 measurable target lesion by CT scan or MRI

Key Exclusion Criteria

- Prior treatment with mTOR inhibitor
- Recent infection requiring systemic anti-infective treatment
- Primary brain tumor or PEComa
- Severe and/or uncontrolled medical or psychiatric conditions
- For patients on strong inhibitors, inducers, and known CYP3A4 substrates, discontinuation is required ≥5 half-lives prior to receiving the first dose of *nab*-sirolimus

The full list of inclusion and exclusion criteria is available at <https://www.clinicaltrials.gov/ct2/show/NCT05103358>.

CT, computed tomography; CYP3A4, cytochrome P450 3A4; ECOG, Eastern Cooperative Oncology Group; KPS, Karnofsky performance status; mTOR, mechanistic target of rapamycin; MRI, magnetic resonance imaging; *nab*, nanoparticle albumin-bound; PEComa, perivascular epithelioid tumor; *TSC1/TSC2*, tuberous sclerosis complex subunit 1 or 2.



^aCentral confirmation of *TSC1* and *TSC2* pathogenic inactivating alterations is via evaluation of NGS reports. Patients will be enrolled only after central confirmation of eligibility. Pathogenic inactivating alterations are defined as truncating alterations (nonsense, frameshift, splice, intragenic loss/deletion of ≥1 exons) or deletions (patients with 2-copy deletion in *TSC1/TSC2*).

^bDCR was defined as BOR of confirmed CR or PR (either of any duration) or stable disease ≥12 weeks following study treatment initiation by IRR. BOR, best overall response; CR, complete response; DCR, disease control rate; DOR, duration of response; IRR, independent radiographic review; IV, intravenous; *nab*, nanoparticle albumin-bound; NGS, next-generation sequencing; ORR, overall response rate; OS, overall survival; PFS, progression-free survival; PR, partial response; *TSC1/TSC2*, tuberous sclerosis complex subunit 1 or 2.

SUMMARY

- Early data suggest acceptable efficacy and safety of *nab*-sirolimus, an mTOR inhibitor with enhanced antitumor activity, in patients with solid tumors harboring inactivating alterations in *TSC1/TSC2*
- PRECISION I is a registrational trial designed to evaluate the efficacy, safety, and tolerability of *nab*-sirolimus in patients with solid tumors driven by *TSC1/TSC2* alterations, an underserved patient population with no targeted therapeutic options

REFERENCES

- He Y, et al. *Signal Transduct Target Ther.* 2021;6(1):425. 2. Saxton RA, et al. *Cell.* 2017;169(2):361–71. 3. Pavavra F, et al. *Oxid Med Cell.* 2017;9820181. 4. FYARRO (sirolimus albumin-bound particles for injectable suspension). Package insert. Pacific Palisades, CA. Aadi Bioscience, Inc.; 2021. 5. Wagner AJ, et al. *J Clin Oncol.* 2021;39(33):3660–70.

DISCLOSURES: JR reports research funding from Bayer and Novartis, and personal fees from Eli Lilly, Peptomyc, and Servier. MJD reports consulting fees from Bayer, Eli Lilly, On Cusp Therapeutics, and TD2. DD, MAK, EKL, DJK, EMG, DC, BS, and GI report no conflicts of interest. NF reports consulting and speakers' fees from Bayer. AS reports honoraria from ARIAD Pharmaceuticals, Clovis Oncology, Novartis, and Roche; consulting fees from ARIAD Pharmaceuticals, Clovis Oncology, CytomX Therapeutics, Genentech, and Roche; research funding from AbbVie, Astellas Pharma, AstraZeneca, BeiGene, Boehringer Ingelheim, Clovis Oncology, MedImmune, Merck, Merrimack, Newlink Genetics, Novartis, and Roche; and travel fees from ARIAD Pharmaceuticals and Roche. MH reports consulting fees from Guardant Health; speakers' fees from AMAG Pharmaceuticals, Boehringer Ingelheim, Bristol Myers Squibb, Heron, Incyte, and Pfizer; and stock ownership in Celgene. KG reports consulting fees from Daiichi Sankyo, Eli Lilly, Immune Design, Janssen, and Novartis. LC reports research funding from Merck, and grant support and speakers' fees from Bristol Myers Squibb and Genentech. ANS, WHN, and LMI are employees of Aadi Bioscience, Inc. and own stock.

ACKNOWLEDGMENTS: This study was funded by Aadi Bioscience, Inc. Medical writing and editorial support were provided by Hilary Durban, PhD, of AlphaBioCom, LLC, King of Prussia, PA, USA, and funded by Aadi Bioscience, Inc.